




 <b>Autumn</b> Artist of the term: Frank Bowling 		 <b>Spring</b> Artist of the term: Keith Haring 		 <b>Summer</b> Artist of the term: Bridget Riley 	
<b>Big wide world/ splash EYFS</b>  <b>Nursery</b>	<b>Let's Explore</b> <ul style="list-style-type: none"> <li>Create representations of both imaginary and real-life ideas, events, people and objects, e.g. painting an imaginary monster.</li> </ul>	<b>Marvellous Machines</b> <ul style="list-style-type: none"> <li>Explore colour and how colours can be changed</li> </ul>	<b>Long Ago</b> <ul style="list-style-type: none"> <li>Respond imaginatively to art works</li> </ul>	<b>Ready, Steady, Grow</b> <ul style="list-style-type: none"> <li>Develop their own ideas through experimentation with diverse materials, e.g. watercolours, powder paint</li> </ul>	<b>Animal Safari</b> <ul style="list-style-type: none"> <li>Use combinations of art forms, e.g. drawing and talking</li> </ul>	<b>On the Beach</b> <ul style="list-style-type: none"> <li>Express and communicate working theories, feelings and understandings using a range of art forms</li> </ul>
	<b>Me and my community</b> Exploring Autumn	<b>Once upon a time</b> Sparkle and shine	<b>Starry night/ Winter wonderland</b>	<b>Dangerous dinosaurs</b> Puddles and rainbows	<b>Sunshine and sunflowers</b> Shadows and reflections	<b>Big wide world/ Splash</b>
	<ul style="list-style-type: none"> <li>Creating with materials               <ul style="list-style-type: none"> <li>Fine motor skills</li> </ul> </li> <li>Daily access to a range of materials and tools               <ul style="list-style-type: none"> <li>Explore colour mixing</li> <li>Learn about artists</li> </ul> </li> </ul>					
Year 1	<b>Childhood (History Driver)</b> <ul style="list-style-type: none"> <li>Covered in companion projects</li> </ul>		<b>Big Lights, Big City (Geography Driver)</b> <ul style="list-style-type: none"> <li>Covered in companion projects</li> </ul>		<b>School Days (History Driver)</b> <ul style="list-style-type: none"> <li>Covered in companion projects</li> </ul>	
	<b>Mix It (Y1)</b> <ul style="list-style-type: none"> <li>Basic colour theory</li> <li>Colour wheel and colour mixing</li> <li>Primary and secondary colours</li> </ul>	<b>Funny Faces and Fabulous Features</b> <ul style="list-style-type: none"> <li>Portraits</li> <li>Collage</li> </ul>	<b>Rain and Sunrises</b> <ul style="list-style-type: none"> <li>Line and shape</li> <li>Texture</li> <li>Motifs</li> <li>Collagraph printing</li> </ul>		<b>Street View</b> <ul style="list-style-type: none"> <li>Artwork depicting streets and buildings</li> <li>Primary and secondary colours</li> <li>Exploring form</li> <li>Significant artist: James Rizzi</li> <li>3D mural</li> </ul>	
Year 2	<b>Movers and Shakers (History Driver)</b> <ul style="list-style-type: none"> <li>Covered in companion projects</li> </ul>		<b>Coastline (Geography Driver)</b> <ul style="list-style-type: none"> <li>Materials and techniques</li> </ul>		<b>Magnificent Monarchs</b> <ul style="list-style-type: none"> <li>Covered in companion projects</li> </ul>	
	<b>Mix It (Y2)</b> <ul style="list-style-type: none"> <li>Basic colour theory</li> <li>Colour wheel and colour mixing</li> <li>Primary and secondary colours</li> </ul>	<b>Still Life</b> <ul style="list-style-type: none"> <li>Significant artists</li> <li>Still life techniques</li> <li>Colour and composition</li> </ul>	<b>Flower Head</b> <ul style="list-style-type: none"> <li>Visual elements of flowers</li> <li>Drawing</li> <li>Printmaking</li> <li>3D models: paper and clay</li> </ul>		<b>Portraits and Poses</b> <ul style="list-style-type: none"> <li>Analyse portraits of Tudor monarchs</li> <li>Compare portraits with selfies</li> <li>Photo editing software</li> </ul>	
Year 3	<b>Through the ages (History Driver)</b> <ul style="list-style-type: none"> <li>Covered in companion projects</li> </ul>		<b>Rocks, Relics and Rumbles (Geography Driver)</b> <ul style="list-style-type: none"> <li>Covered in companion projects</li> </ul>		<b>Emperors and Empires</b> <ul style="list-style-type: none"> <li>Covered in companion projects</li> </ul>	
	<b>Prehistoric Pots</b> <ul style="list-style-type: none"> <li>Significant people; Bell Beaker culture</li> <li>Sketching</li> <li>Clay techniques</li> <li>Making pots</li> </ul>		<b>Ammonite</b> <ul style="list-style-type: none"> <li>Nature</li> <li>Sketching</li> <li>2 colour relief print</li> <li>Clay sculpture</li> </ul>	<b>People and Places</b> <ul style="list-style-type: none"> <li>Figure drawing</li> <li>Urban landscapes</li> <li>Lowry</li> </ul>	<b>Beautiful Botanicals</b> <ul style="list-style-type: none"> <li>natural weavings, two-colour prints and beautiful and detailed botanical paintings of fruit.</li> </ul>	<b>Mosaic Masters</b> <ul style="list-style-type: none"> <li>History of mosaics, before focusing on the colours, patterns and themes found in Roman mosaic.</li> </ul>
Year 4	<b>Invasion (History Driver)</b> <ul style="list-style-type: none"> <li>Covered in companion projects</li> </ul>		<b>Ancient Civilisations (History Driver)</b> <ul style="list-style-type: none"> <li>Covered in companion projects</li> </ul>		<b>Misty Mountain, Winding River (Geography Driver)</b> <ul style="list-style-type: none"> <li>Covered in companion projects</li> </ul>	

	<b>Contrast and Complement</b> <ul style="list-style-type: none"> <li>• Colour theory</li> <li>• Colour wheel</li> <li>• Warm and cool</li> <li>• Complementary/ analogous colours.</li> </ul>	<b>Warp and Weft</b> <ul style="list-style-type: none"> <li>• Textiles</li> <li>• Yarn</li> <li>• Woven patterns</li> <li>• Wall hanging</li> </ul>	<b>Statues, Statuettes and Figurines</b> <ul style="list-style-type: none"> <li>• 3-D representation of the human form, including statues, statuettes and figurines.</li> </ul>	<b>Islamic Art</b> <ul style="list-style-type: none"> <li>• geometric patterns</li> <li>• motifs on paper, with fabric and in clay.</li> </ul>	<b>Vista</b> <ul style="list-style-type: none"> <li>• Explore techniques</li> <li>• Warm and cool</li> <li>• Foreground, middleground, background.</li> <li>• photographs</li> </ul>	<b>Animal</b> <ul style="list-style-type: none"> <li>• Historical, cultural animals</li> <li>• Sketching</li> <li>• Printmaking</li> <li>• terracotta</li> </ul>
Year 5	<b>Dynamic Dynasties (History Driver)</b> <ul style="list-style-type: none"> <li>• Covered in companion projects</li> </ul>		<b>Sow, Grow and Farm (Geography Driver)</b> <ul style="list-style-type: none"> <li>• Still life</li> </ul>		<b>Ground-breaking Greeks (History Driver)</b> <ul style="list-style-type: none"> <li>• Covered in companion projects</li> </ul>	
	<b>Tints, Tones and Shades</b> <ul style="list-style-type: none"> <li>• colour theory</li> <li>• colour wheel</li> <li>• exploring mixing tints</li> <li>• shades and tones.</li> </ul>	<b>Taotie</b> <ul style="list-style-type: none"> <li>• significance and art of the taotie motif, including ancient and contemporary casting methods.</li> </ul>	<b>Light, Line and Shadow</b> <ul style="list-style-type: none"> <li>• line, light and shadow.</li> <li>• Pablo Picasso and Rembrandt</li> <li>• Shading</li> <li>• Pen and ink</li> </ul>	<b>Nature's Art</b> <ul style="list-style-type: none"> <li>• Land art</li> <li>• Natural form</li> <li>• land art installations.</li> </ul>	<b>Mixed Media</b> <ul style="list-style-type: none"> <li>• paper crafts</li> <li>• papermaking</li> <li>• collage techniques, including paper, fabric, mixed media and photo collage.</li> </ul>	<b>Expression</b> <ul style="list-style-type: none"> <li>• Expressionist art movement</li> <li>• Portray feelings and emotions</li> </ul>
Year 6	<b>Maafa (History Driver)</b> <ul style="list-style-type: none"> <li>• Covered in companion projects</li> </ul>		<b>Frozen Kingdom (Geography Driver)</b> <ul style="list-style-type: none"> <li>• Covered in companion projects</li> </ul>		<b>Britain at War</b> <ul style="list-style-type: none"> <li>• Covered in companion projects</li> </ul>	
	<b>Trailblazers barrier breakers</b> <ul style="list-style-type: none"> <li>• Significant black artists and their work.</li> <li>• Opportunities to analyse and create artwork inspired by them.</li> </ul>		<b>Inuit</b> <ul style="list-style-type: none"> <li>• Print making</li> <li>• Carving</li> </ul>	<b>Environmental Artists</b> <ul style="list-style-type: none"> <li>• genre of environmental art.</li> <li>• work that addresses social and political issues related to the natural and urban environment.</li> </ul>	<b>Distortion and Abstraction</b> <ul style="list-style-type: none"> <li>• The concepts of abstraction and distortion.</li> <li>• study the visual characteristics of abstraction</li> <li>• create a musically-inspired, abstract painting.</li> </ul>	<b>Bees, Beetles and Butterflies</b> <ul style="list-style-type: none"> <li>• sketchbooks,</li> <li>• observational</li> <li>• drawing,</li> <li>• mixed media</li> <li>• collage</li> <li>• Pop Art.</li> </ul>